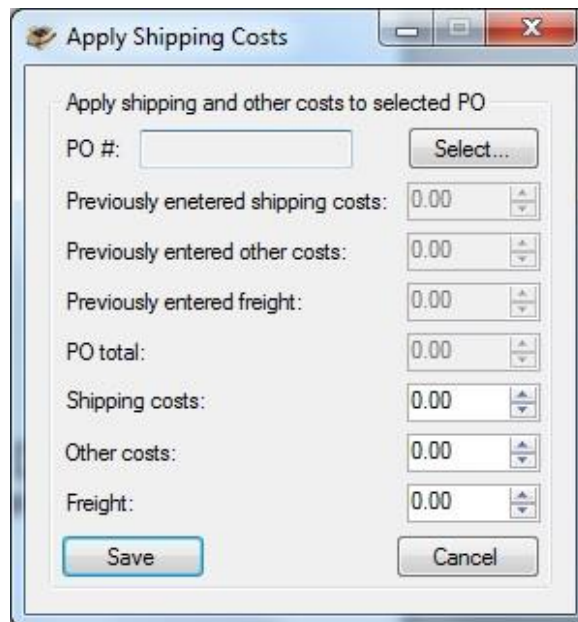
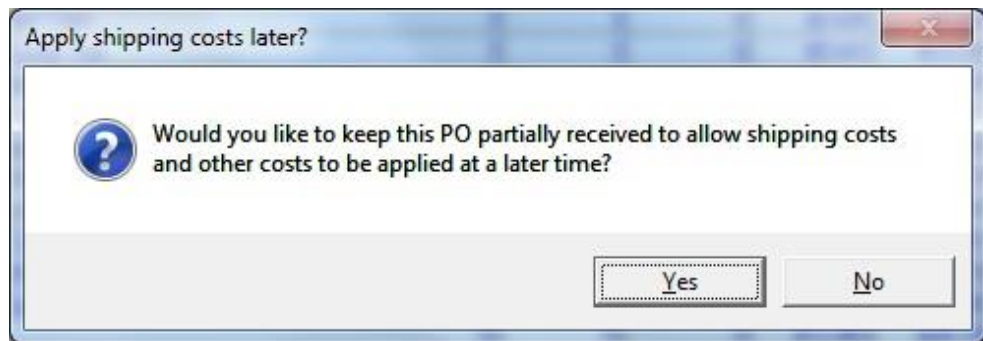


Apply Late PO Costs

- Apply Late PO Costs allows a received PO to be Committed but have the option of leaving the PO as Partially Received to allow later application of shipping or other unplanned costs.
- Once the additional costs are known, user will go to Manager -> Utilities -> Add-Ins -> Apply Shipping Costs.
- User will select the PO to edit and enter all costs to be applied to the PO.
- Shipping and other costs will be applied to the costs in the PO itself and to the inventory costs of the items in the PO, the freight costs will be applied only to the inventory costs of the items, not the costs in the PO itself.
- All costs will be applied using value-based distribution.
- Once completed, the user will have the option to Close the PO or to leave it Partially Received for further adjustments.
- Once the PO is closed, user will be able to post the PO to general ledger systems using the default RMS general ledger integrations.



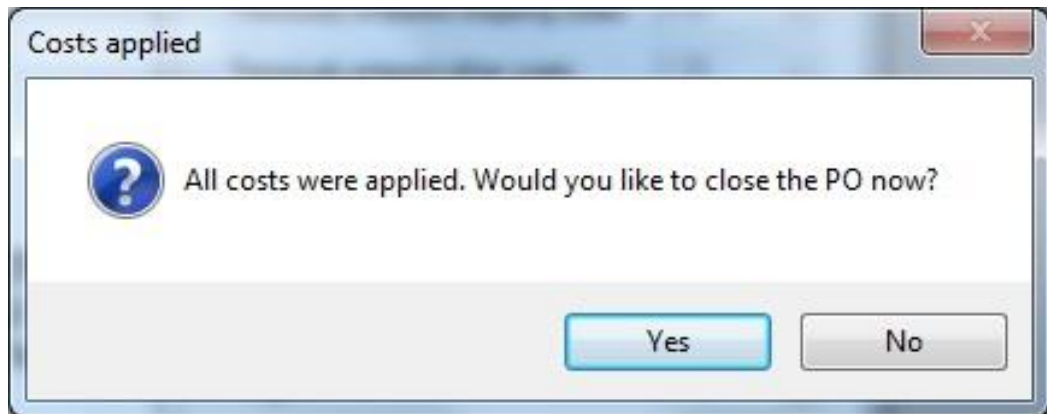
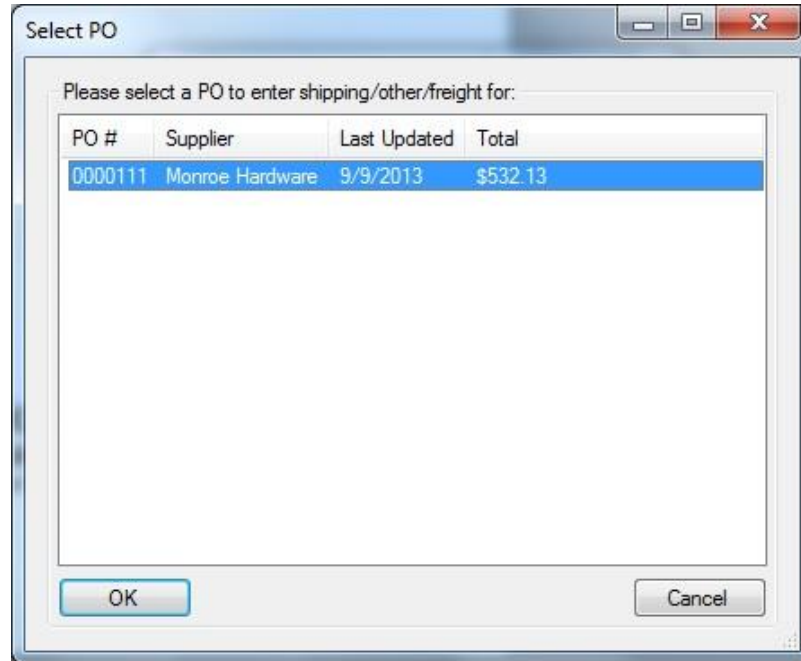
System Requirements

Microsoft RMS Version 2.0, Net 3.5, SQL 2005,
Windows XP (Pro or Home), Windows Vista (Pro or Home) or Windows 7/8 (32-bit or 64-bit)

System Solutions LLC • 80 Eastern Boulevard Suite 2 • Glastonbury, CT 06033
(888) 816-8002

www.syssolutionsllc.com

Apply Late PO Costs



System Requirements

Microsoft RMS Version 2.0, Net 3.5, SQL 2005,
Windows XP (Pro or Home), Windows Vista (Pro or Home) or Windows 7/8 (32-bit or 64-bit)

System Solutions LLC • 80 Eastern Boulevard Suite 2 • Glastonbury, CT 06033
(888) 816-8002

www.syssolutionsllc.com